



Leaf Classification Resource

Stage One

Are leaves simple or compound?



Simple Leaf




Compound Leaf


Leaf Classification Resource

Stage Two


If the leaves are simple, are they linear? or roundish? or lobed? or needle-like? or spiny?




Or, if the leaves are compound, are they trifoliate? or pinnate? or palmate?



Trifoliate



Pinnate







Palmate

Stage Two

How are the leaves arranged on the stem? (Do not look at leaves at the tip of the twig, but lower down.)

Are they alternate or opposite? Simple or compound?

| | ALTERNATE | OPPOSITE |
|----------|--|---|
| SIMPLE |  |  |
| COMPOUND |  |  |